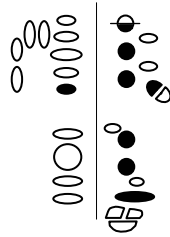

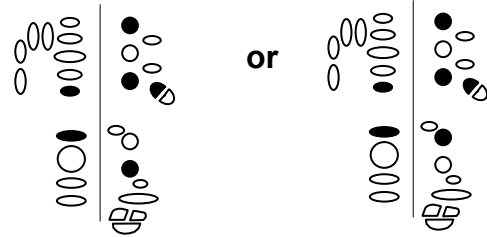


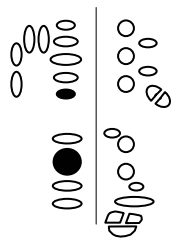

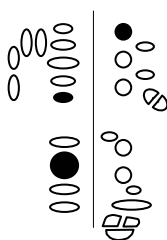

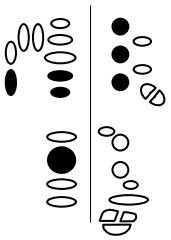
Advanced Techniques - Preferred and Alternate Fingerings



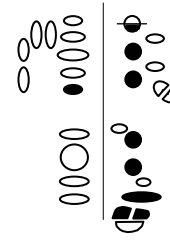
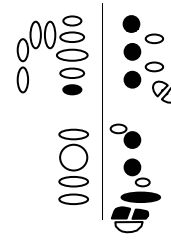
Preferred fingering - lowers pitch



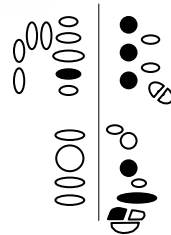
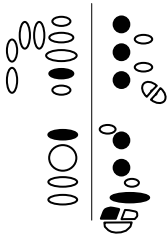
Preferred fingering - stabilizes pitch (usually lowers pitch)



Alternate fingerings - stabilizes notes, especially if reed is too soft; raises pitch.

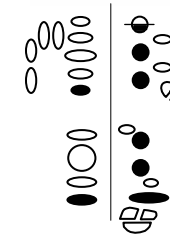
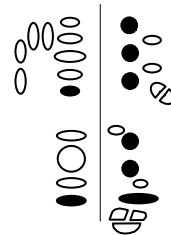



Alternate fingerings - avoids sliding right thumb from Bb to F#; usually used before or after Bb; often lowers pitch.

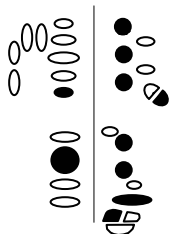


or

Alternate fingerings - facilitates slur from octave below; tone color preferred by some players; may raise pitch (possibly too much)



Alternate fingerings - avoids sliding right pinky over adjacent keys; usually used before or after low F; no pitch variation.



Alternate fingering - lowers pitch

Dr. Susan Hess
 University of Idaho
 Moscow, ID 83844-4015
 208-885-6232
 shess@uidaho.edu
 www.class.uidaho.edu/uibassoon/

